

# **TEXAS GOP REGIONAL VOTER SURVEY**

**March 15 - 16, 2014**

**N = 600 respondents**

**n=200 in CD 3, n=200 in CD 8, & n=200 in CD 21**

**margin of error:  $\pm 4.0\%$**

**The m.o.e. in each CD is  $\pm 6.9\%$**

**BASELICE  
& Associates, Inc.**

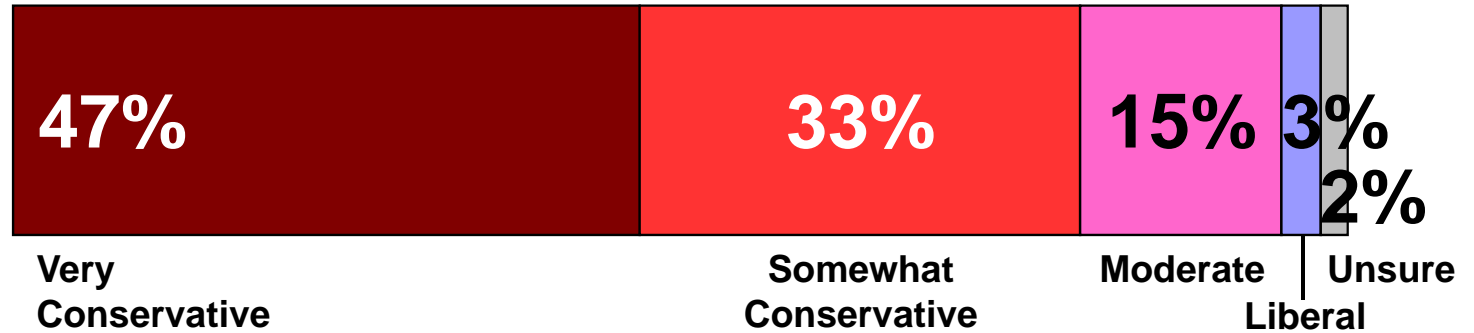
# COMPARISON OF AGE DISTRIBUTION

## Voter File Versus Respondents

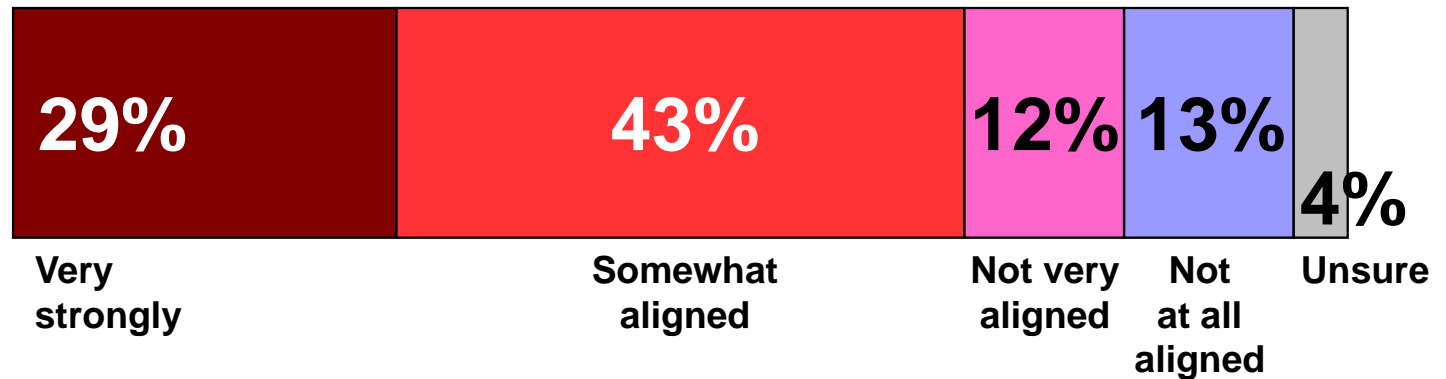
	18-49	50-59	60-69	70+	age unkn.
CD 3 Voter file	31.9%	25.8%	22.4%	19.8%	0.1%
CD 3 respondents	31.0%	23.5%	23.0%	20.5%	2.0%
	18-49	50-59	60-69	70+	age unkn.
CD 8 Voter file	29.0%	23.6%	24.1%	23.2%	0.1%
CD 8 respondents	29.5%	23.0%	23.5%	23.5%	0.5%
	18-49	50-59	60-69	70+	age unkn.
CD 21 Voter file	24.3%	21.7%	25.0%	29.0%	0.0%
CD 21 respondents	23.5%	20.5%	25.5%	30.0%	0.5%

# IDEOLOGY AND TEA PARTY

On most issues, do  
you consider  
yourself to be...



Which best  
describes how  
closely you identify  
with the Tea Party  
movement?

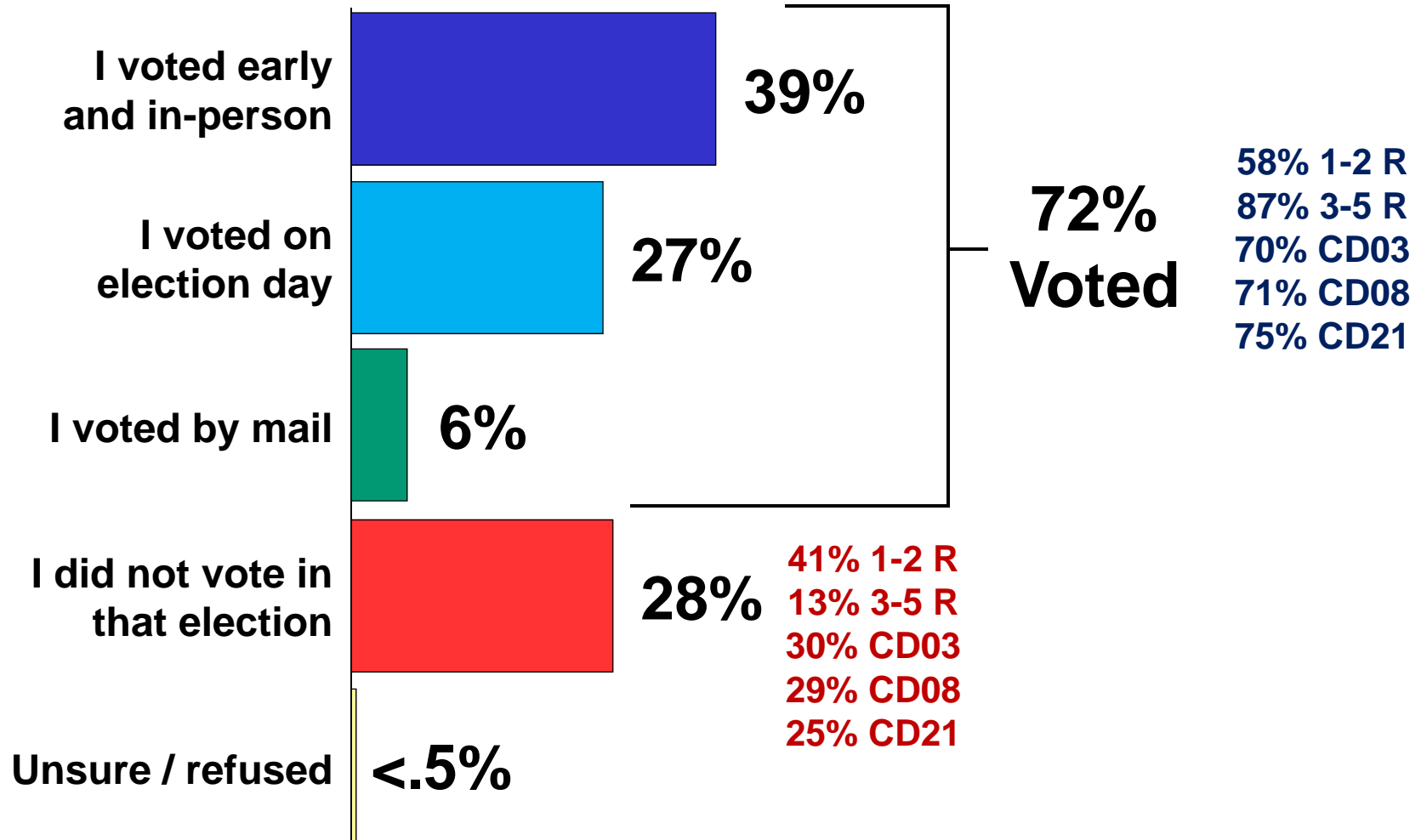


Ideology	Base	Very Conser- vative	Somewhat Conser- vative	Moderate	Somewhat Liberal	Very Liberal	Unsure / Refused
Total	600	47%	33%	15%	2%	1%	2%
CD - Congressional District							
CD 3	200	42%	33%	19%	3%	1%	2%
CD 8	200	53%	31%	12%	2%	1%	1%
CD 21	200	46%	35%	15%	3%	1%	1%
RRGOPVT - GOP Vote History							
1-2 R Voter	315	43%	34%	18%	3%	1%	2%
3-5 R Voter	285	51%	32%	13%	1%	1%	2%
TEA - Identify with the Tea Party movement...							
Very strongly	173	77%	17%	2%	-	*	3%
Somewhat aligned	256	45%	41%	12%	1%	*	-
Not very aligned	69	10%	57%	32%	-	-	1%
Not at all	77	17%	28%	40%	12%	3%	-
Unsure / Refused	24	58%	3%	13%	10%	-	16%

Tea Party Alignment	Base	Very strongly	Somewhat aligned	Not very aligned	Not at all	Unsure / Refused	Base
Total	600	29%	43%	12%	13%	4%	600
CD - Congressional District							
CD 3	200	28%	39%	13%	17%	3%	200
CD 8	200	33%	43%	10%	10%	5%	200
CD 21	200	26%	47%	12%	11%	4%	200
RRGOPVT - GOP Vote History							
1-2 R Voter	315	25%	43%	12%	15%	5%	315
3-5 R Voter	285	33%	42%	11%	11%	3%	285
RRIDEOL - Ideology							
Very Conservative	281	47%	41%	2%	5%	5%	281
Somewhat Conservative	198	15%	54%	20%	11%	*	198
Mod/Lib/Unsure	121	8%	30%	19%	35%	8%	121

# VOTED IN GOP PRIMARY ELECTION

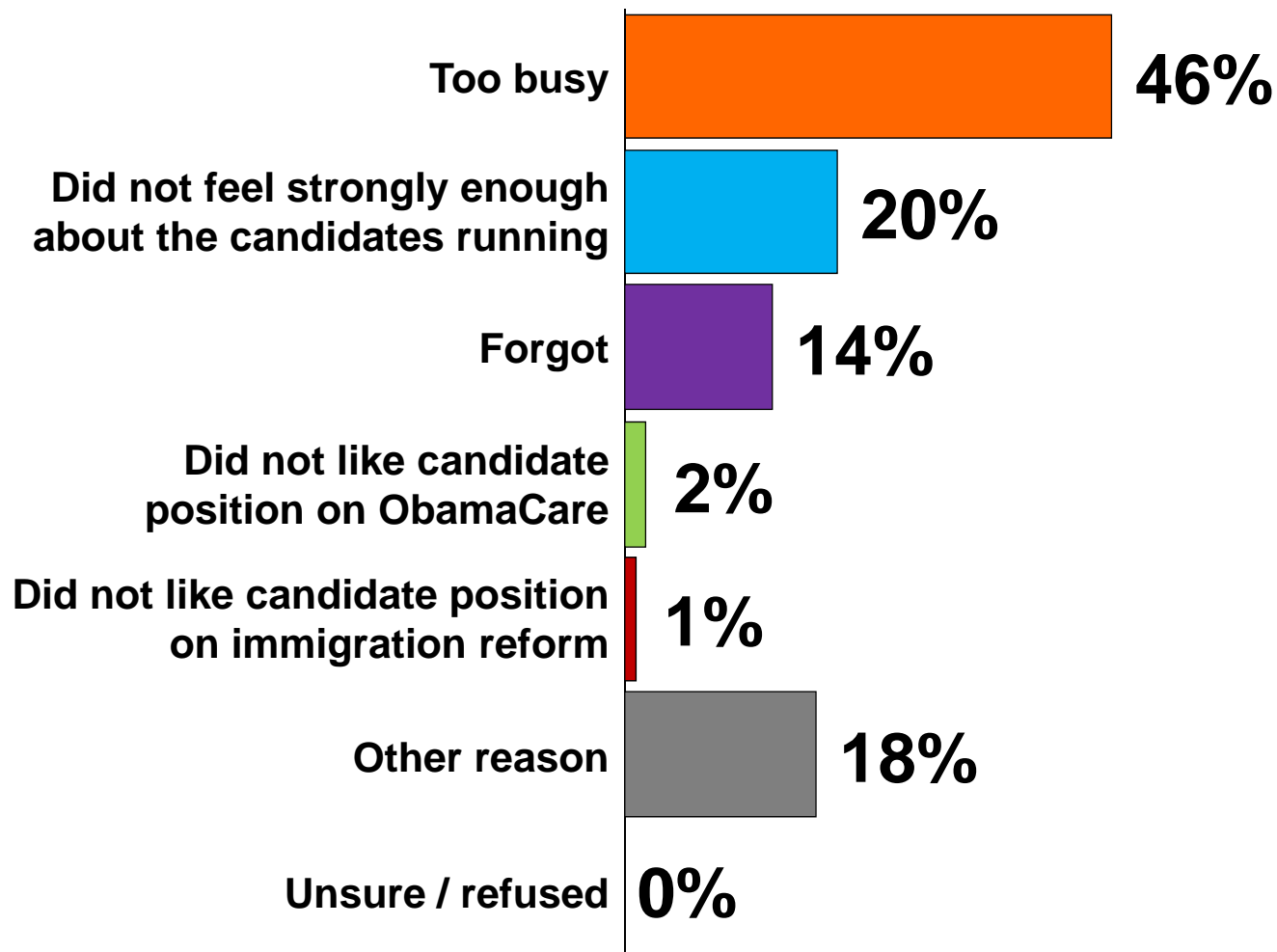
QF. Which best describes you in terms of the Republican Primary election held last week on March Fourth?



# WHY DID NOT VOTE

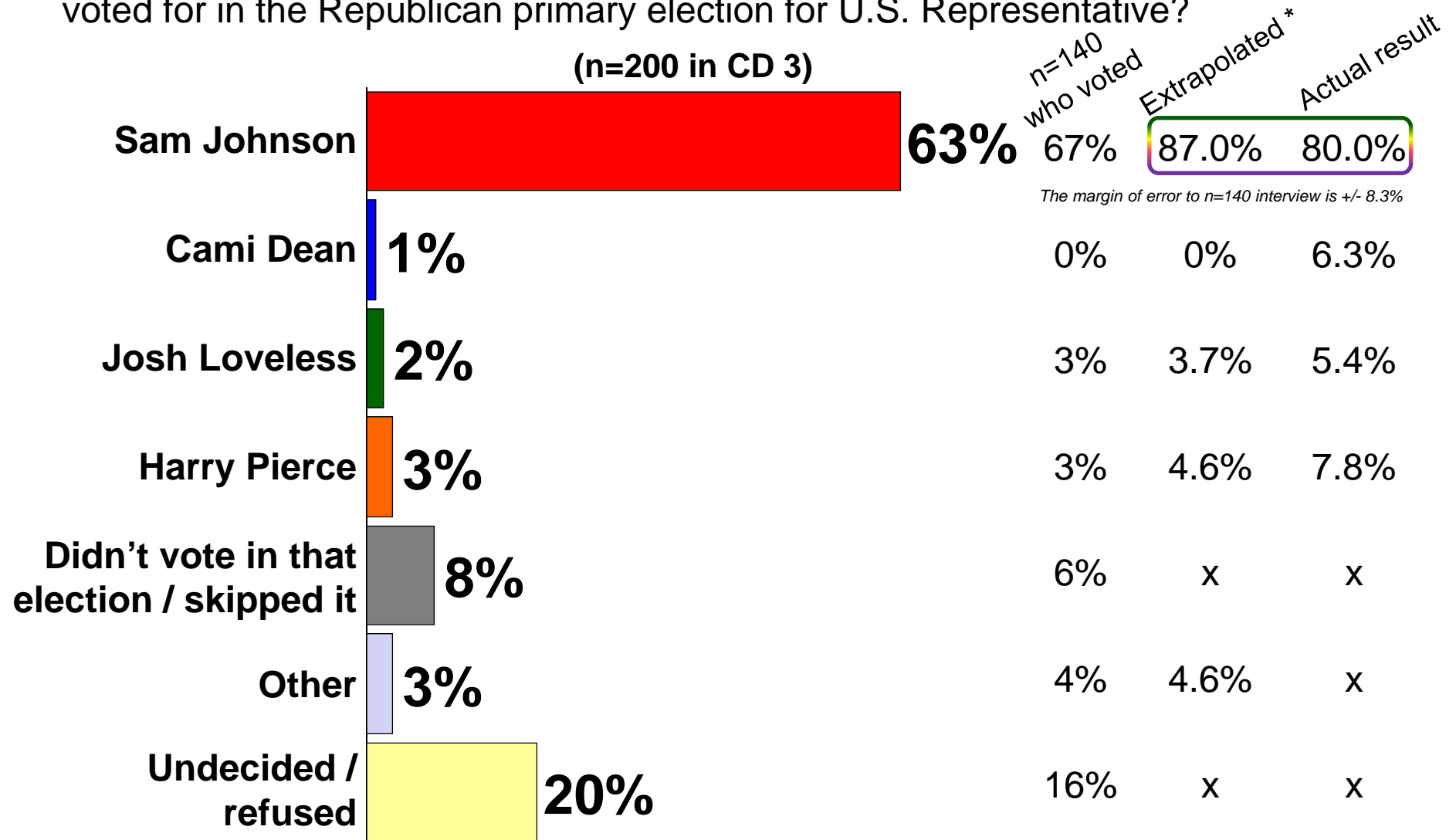
Q5. *IF NOT VOTED*: Thinking of what went into your decision NOT to vote in the primary election for Congress, which one of the following was the primary reason you did you not vote?

(n=169)



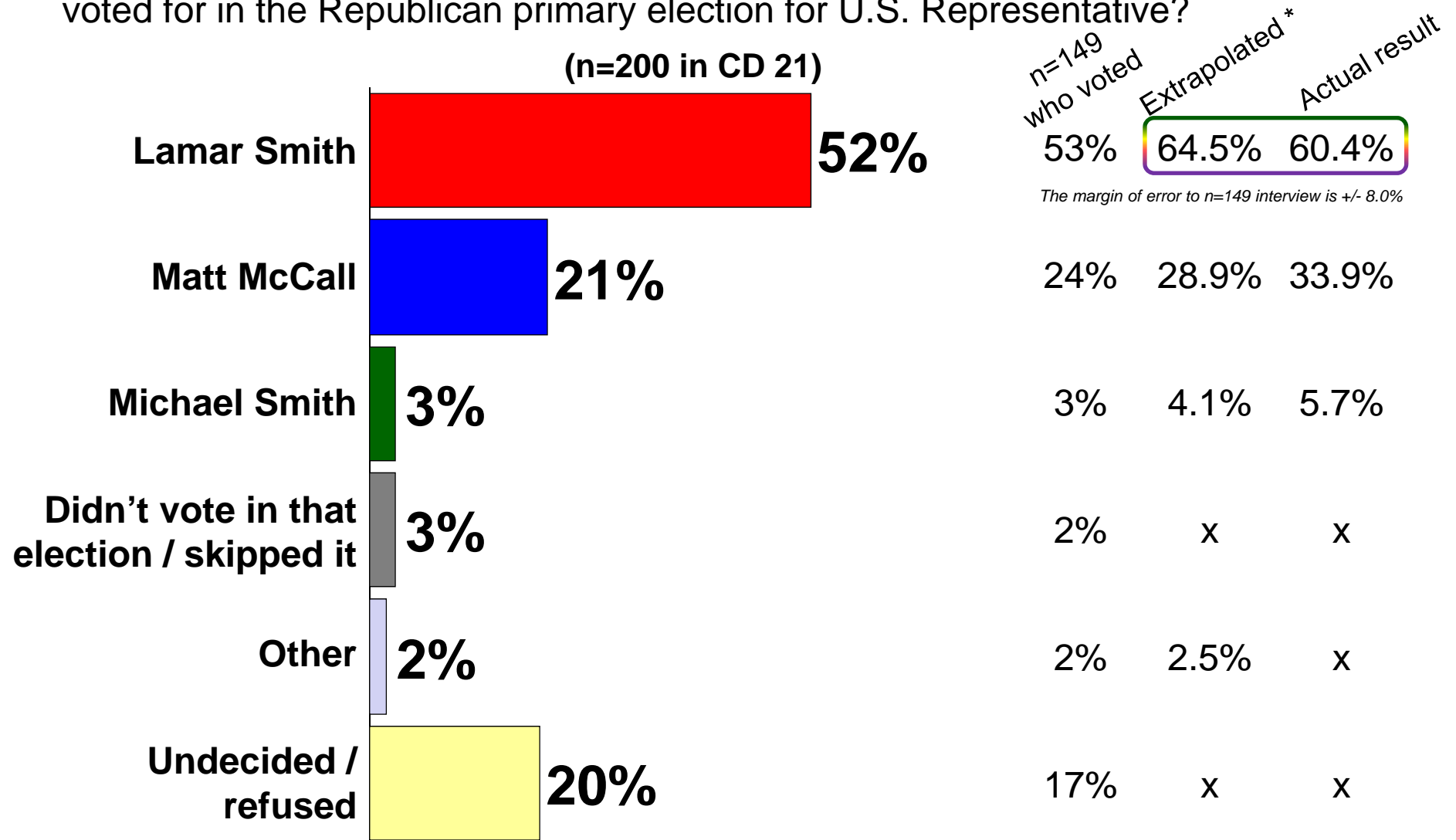
# CD 3 BALLOT

Q1A. *IF VOTED*: For which one of the following candidates DID you vote for in the Republican primary election for U.S. Representative? *IF NOT VOTED*: Had you voted, for which one of the following candidates WOULD you have voted for in the Republican primary election for U.S. Representative?



# CD 21 BALLOT

Q1B. *IF VOTED*: For which one of the following candidates DID you vote for in the Republican primary election for U.S. Representative? *IF NOT VOTED*: Had you voted, for which one of the following candidates WOULD you have voted for in the Republican primary election for U.S. Representative?

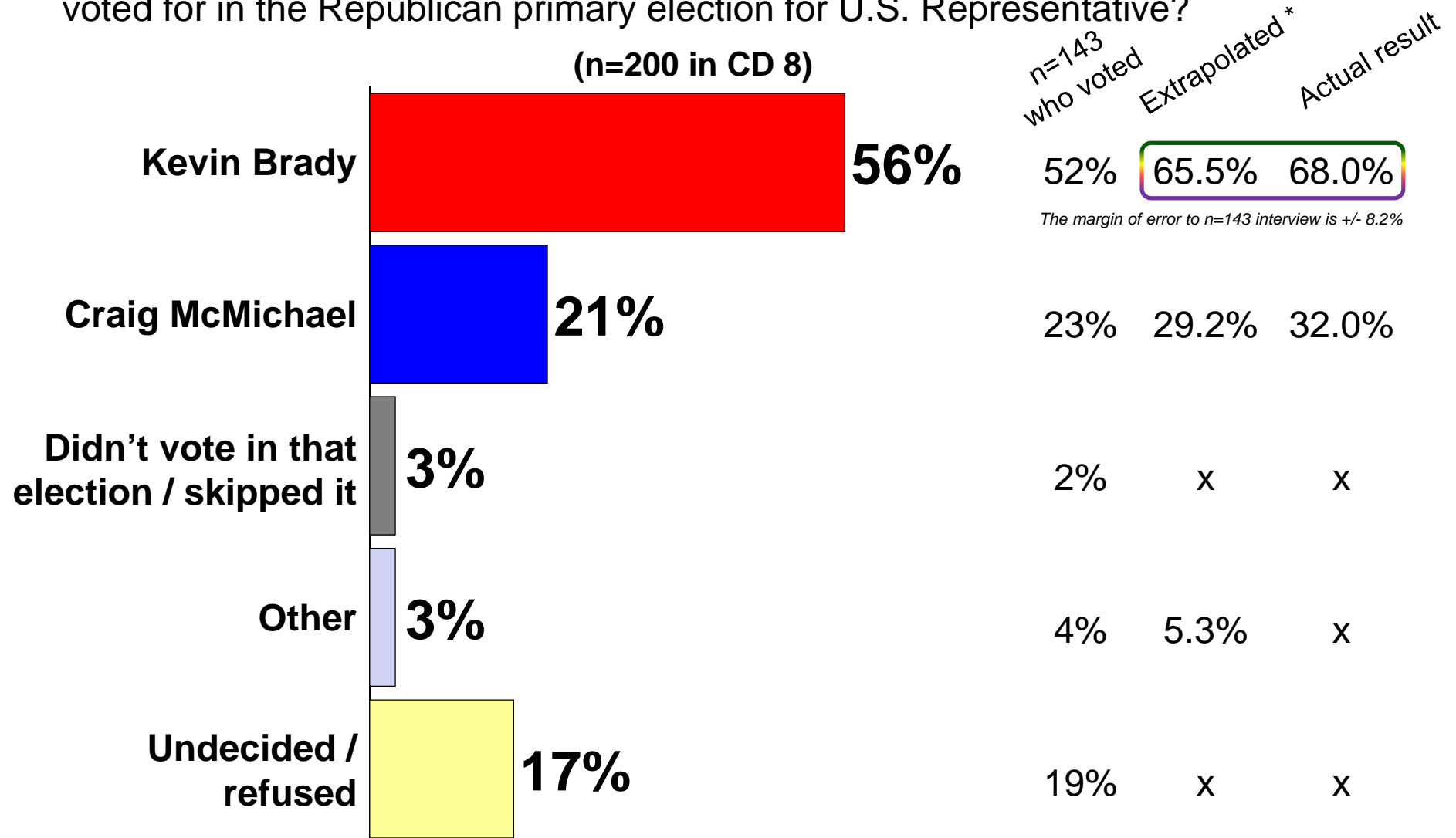


\* Extrapolated removed undecided/refused and didn't vote / skipped it.



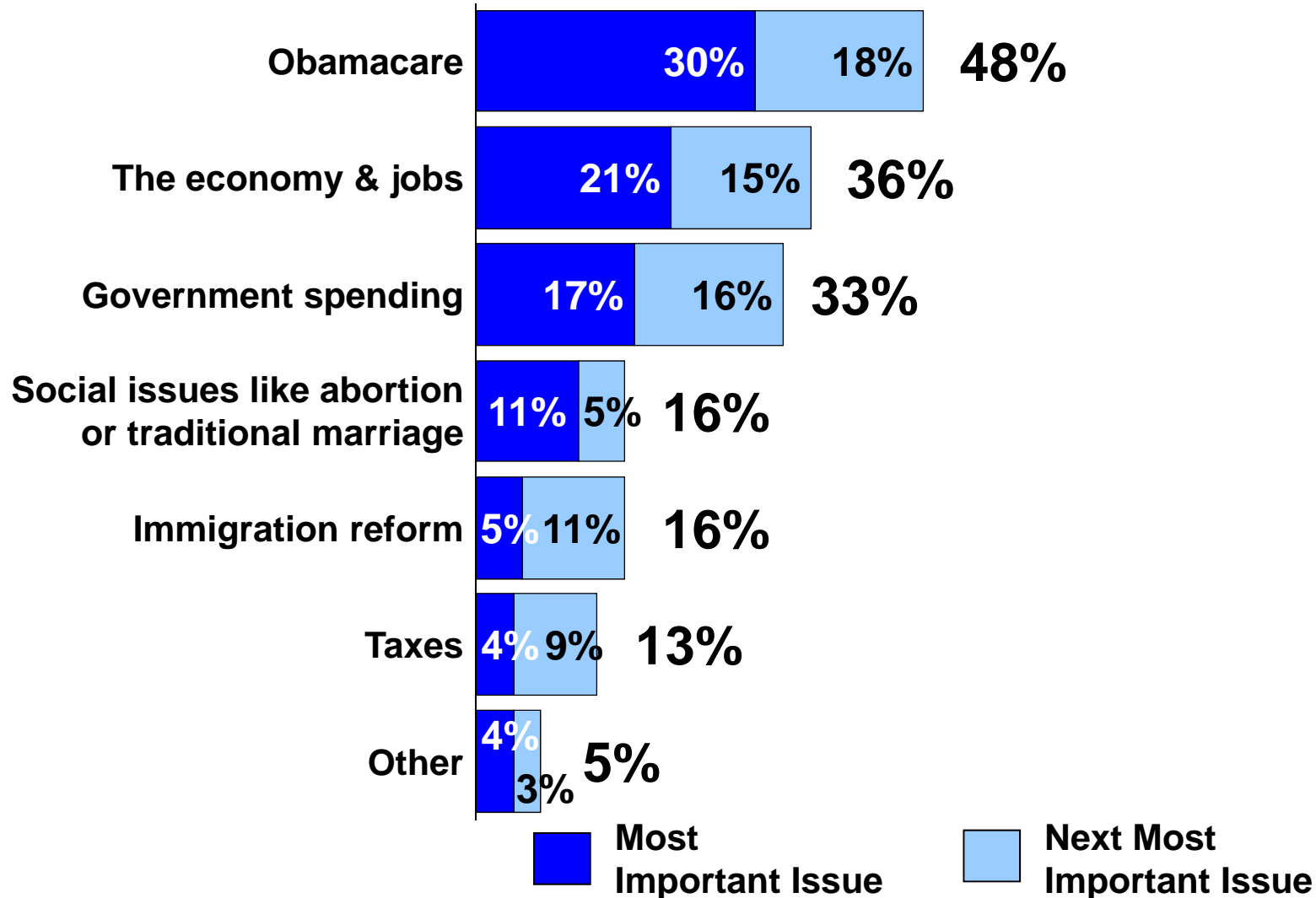
# CD 8 BALLOT

Q1C. *IF VOTED*: For which one of the following candidates DID you vote for in the Republican primary election for U.S. Representative? *IF NOT VOTED*: Had you voted, for which one of the following candidates WOULD you have voted for in the Republican primary election for U.S. Representative?



# MOST IMPORTANT ISSUE

Q2. *IF CHOICE MADE ON BALLOT*: When thinking of what went into your decision for how you (*IF NOT VOTED*: would have) voted in the primary election for Congress, which one of the following was the top issue you considered? *IF NO CHOICE MADE ON BALLOT*: In thinking about the primary election for Congress, which one of the following is the most important issue to you?

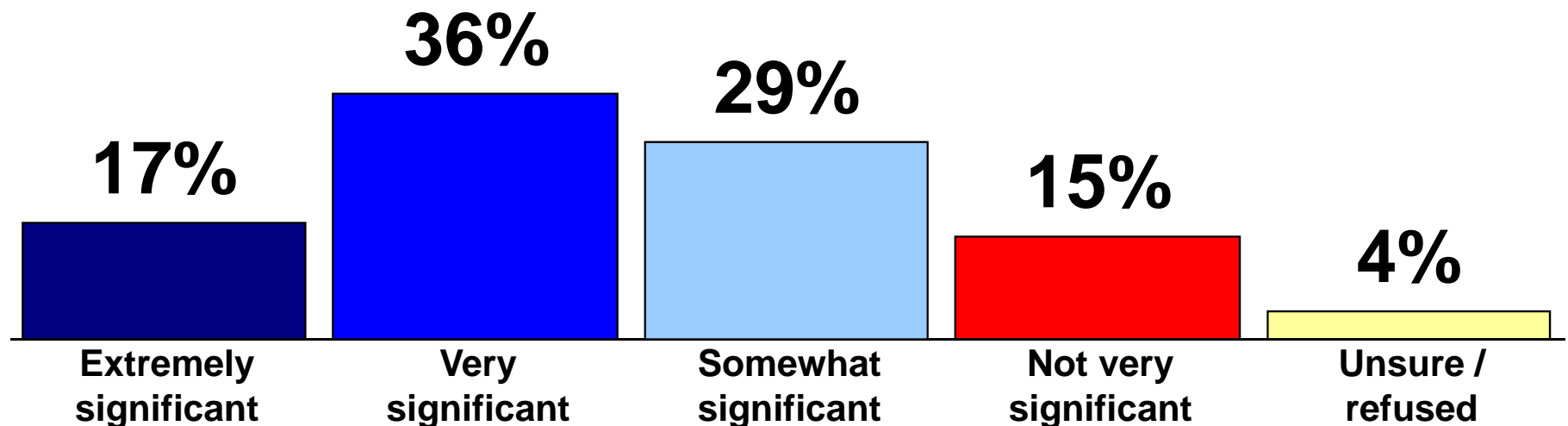


# MOST IMPORTANT ISSUE

	Base	The economy & jobs	Obama-care	Govern-ment spending	Taxes	Immi-gration reform	Social issues like abortion or traditional marriage	Other	Unsure
<b>Total</b>	<b>600</b>	<b>21%</b>	<b>30%</b>	<b>17%</b>	<b>4%</b>	<b>5%</b>	<b>11%</b>	<b>4%</b>	<b>8%</b>
<b>CD - Congressional District</b>									
003	200	27%	30%	14%	5%	3%	10%	4%	7%
008	200	19%	29%	21%	5%	6%	10%	3%	8%
021	200	16%	30%	18%	4%	5%	13%	4%	9%
<b>RQF - GOP Primary Vote</b>									
Voted	431	20%	29%	16%	3%	5%	12%	5%	9%
Didn't vote	169	22%	31%	21%	8%	4%	8%	1%	5%
<b>RRGOPVT - GOP Vote History</b>									
1-2 R Voter	315	21%	30%	19%	4%	5%	10%	3%	7%
3-5 R Voter	285	20%	30%	16%	5%	5%	12%	5%	9%
<b>RRIDEOL - Ideology</b>									
Very Conservative	281	18%	33%	14%	2%	4%	16%	2%	10%
Somewhat Conservative	198	20%	26%	24%	7%	4%	8%	6%	5%
Mod/Lib/Unsure	121	27%	29%	16%	5%	7%	4%	5%	7%
<b>TEA - Identify with the Tea Party movement...</b>									
Very strongly	173	19%	36%	16%	2%	3%	12%	3%	7%
Somewhat aligned	256	22%	26%	18%	5%	5%	12%	4%	8%
Not very aligned	69	18%	36%	21%	5%	5%	7%	4%	4%
Not at all	77	25%	24%	15%	8%	10%	6%	5%	7%
Unsure / Refused	24	8%	26%	23%	-	-	14%	4%	25%
<b>Q3 - Immigration Reform Significance</b>									
Extremely significant	101	17%	39%	14%	1%	9%	7%	4%	8%
Very significant	217	20%	33%	15%	2%	6%	13%	4%	8%
EXTREMELY + VERY	318	19%	35%	15%	2%	7%	11%	4%	8%
Somewhat significant	171	22%	27%	22%	9%	3%	10%	2%	5%
Not very significant	87	25%	21%	20%	7%	-	10%	8%	9%
Unsure / Refused	23	11%	11%	13%	-	5%	25%	8%	27%

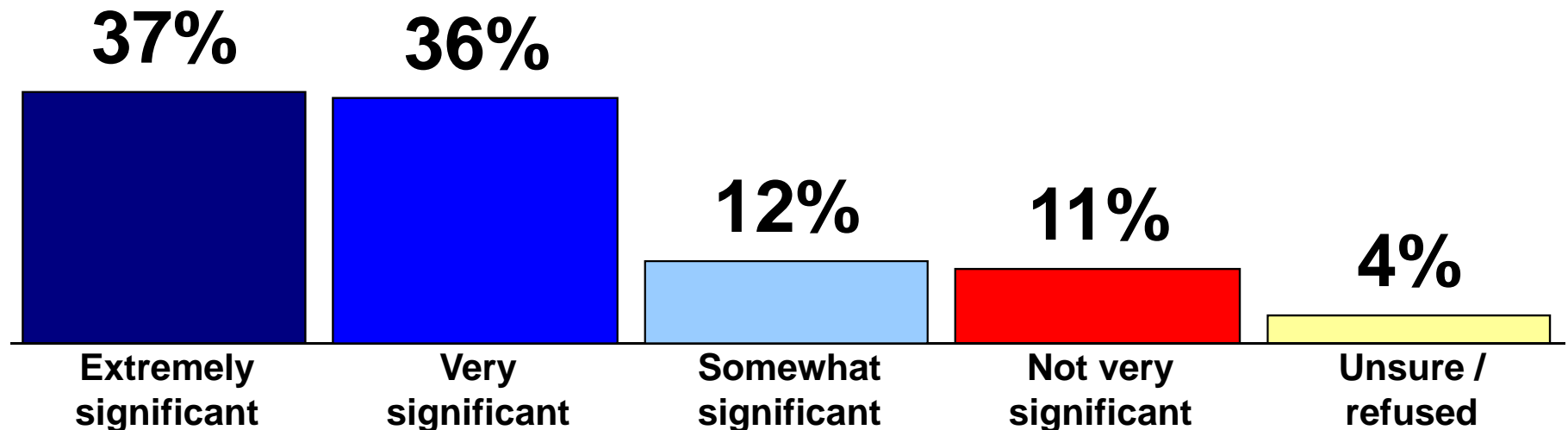
# IMMIGRATION REFORM SIGNIFICANCE

Q3. *IF CHOICE MADE ON THE BALLOT, ASK:* Thinking of what went into your decision for how you (*IF NOT VOTED:* would have) voted in the primary election for Congress, how significant were the candidates' positions on immigration reform. Were they.... *IF NO CHOICE MADE ON THE BALLOT, ASK:* Thinking about the primary election for Congress, how significant are the candidates' positions on immigration reform in deciding your vote? Are they....



# OBAMACARE SIGNIFICANCE

Q4. *IF CHOICE MADE ON THE BALLOT, ASK:* Thinking of what went into your decision for how you (*IF NOT VOTED:* would have) voted in the primary election for Congress, how significant were the candidates' positions on ObamaCare. Were they.... *IF NO CHOICE MADE ON THE BALLOT, ASK:* Thinking about the primary election for Congress, how significant are the candidates' positions on ObamaCare in deciding your vote? Are they....

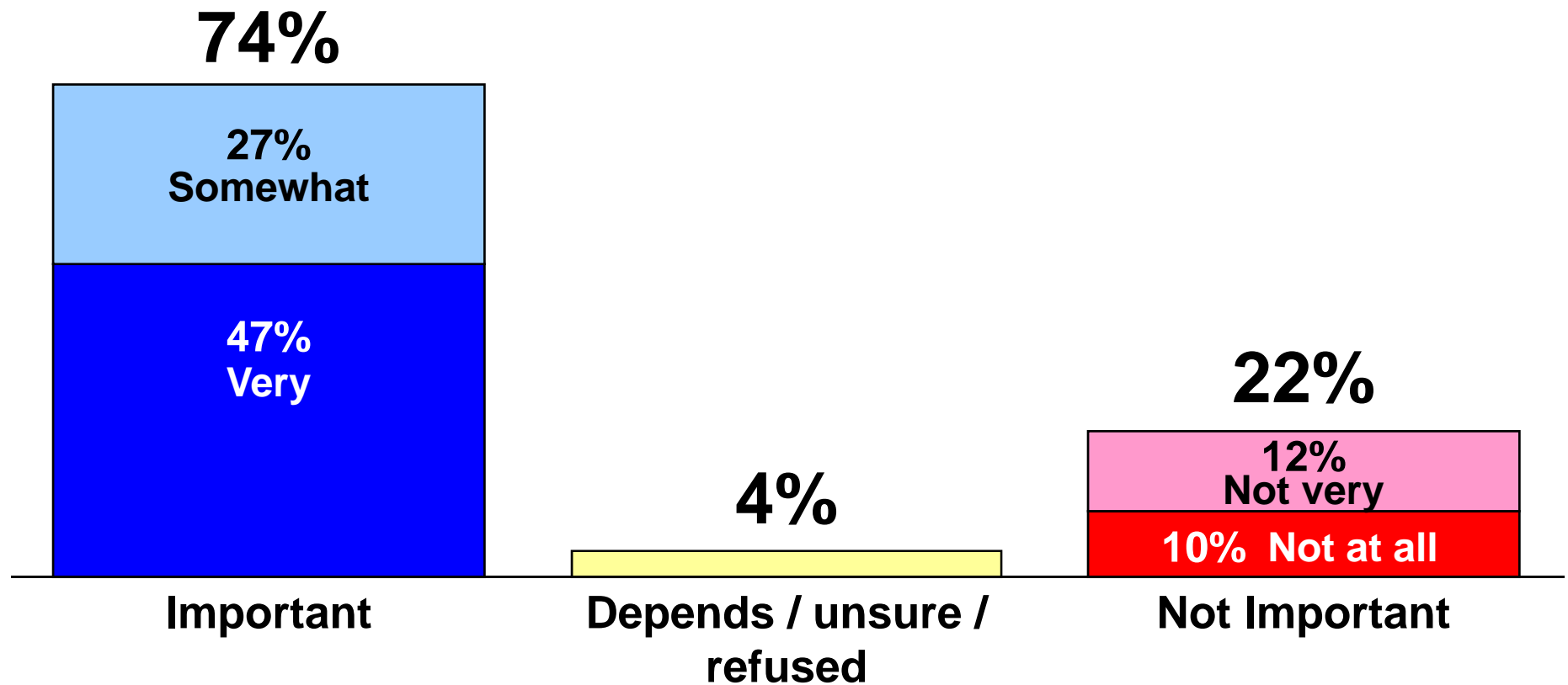


# SIGNIFICANCE OF CANDIDATE POSITIONS

	Base	Significance of candidate position on immigration reform					Significance of candidate position on ObamaCare.				
		Extremely significant	Very significant	EXTREME + VERY	Somewhat significant	Not very significant	Extremely significant	Very significant	EXTREME + VERY	Somewhat significant	Not very significant
<b>Total</b>	<b>600</b>	17%	36%	53%	29%	15%	37%	36%	73%	12%	11%
<b>CD - Congressional District</b>											
003	200	16%	34%	50%	34%	14%	36%	37%	73%	9%	15%
008	200	21%	35%	56%	25%	14%	39%	36%	74%	11%	10%
021	200	14%	40%	53%	27%	16%	35%	36%	71%	16%	9%
<b>RQF - GOP Primary Vote</b>											
Voted	431	19%	38%	57%	25%	13%	41%	35%	75%	11%	10%
Didn't vote	169	12%	31%	43%	36%	17%	26%	41%	67%	16%	14%
<b>RRGOPVT - GOP Vote History</b>											
1-2 R Voter	315	15%	35%	51%	30%	15%	33%	34%	68%	14%	13%
3-5 R Voter	285	18%	37%	56%	27%	14%	40%	38%	79%	10%	9%
<b>RRIDEOL - Ideology</b>											
Very Conservative	281	25%	42%	67%	19%	11%	50%	37%	87%	6%	4%
Somewhat Conservative	198	12%	34%	46%	35%	16%	29%	41%	70%	15%	12%
Mod/Lib/Unsure	121	7%	26%	33%	41%	20%	18%	29%	46%	22%	25%
<b>TEA - Identify with the Tea Party movement...</b>											
Very strongly	173	25%	41%	66%	20%	11%	52%	37%	89%	5%	4%
Somewhat aligned	256	17%	40%	56%	27%	14%	38%	41%	78%	11%	8%
Not very aligned	69	11%	28%	39%	46%	13%	20%	37%	57%	24%	18%
Not at all	77	7%	23%	30%	38%	27%	17%	18%	36%	20%	33%
Unsure / Refused	24	7%	34%	41%	19%	11%	26%	46%	72%	9%	5%

# CONGRESS ACTING ON IMMIG REFORM

Q6. When you consider immigration reform, how important is it to you that Congress act on the issue this year?



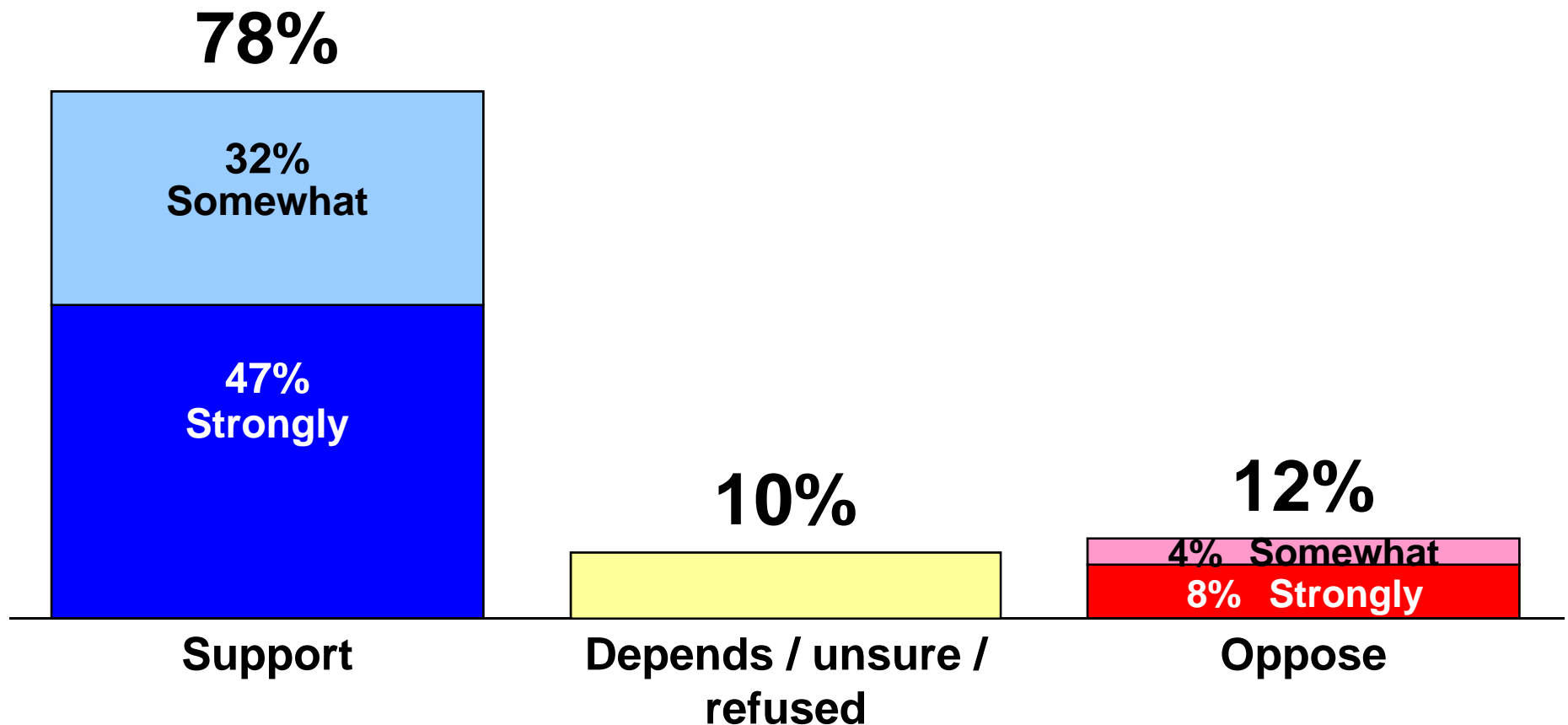
# CONGRESS ACTING ON IMMIG REFORM

	Base	Very important	Somewhat important	TOTAL IMPOR-TANT	Not very important	Not important at all	TOTAL NOT IMPOR-TANT	DEPENDS / UNSURE	NET IMPOR-TANT
Total	600	47%	27%	74%	12%	10%	22%	4%	52%
CD - Congressional District									
003	200	34%	35%	69%	12%	13%	25%	6%	44%
008	200	55%	22%	77%	11%	10%	21%	2%	56%
021	200	51%	25%	76%	13%	6%	19%	5%	57%
RQF - GOP Primary Vote									
Voted	431	47%	26%	73%	12%	11%	23%	4%	50%
Didn't vote	169	46%	31%	77%	13%	6%	20%	3%	57%
RRGOPVT - GOP Vote History									
1-2 R Voter	315	47%	27%	75%	12%	9%	21%	4%	54%
3-5 R Voter	285	46%	27%	73%	12%	11%	22%	4%	51%
RRIDEOL - Ideology									
Very Conservative	281	53%	22%	75%	11%	11%	21%	4%	53%
Somewhat Conservative	198	41%	31%	73%	14%	9%	23%	4%	49%
Mod/Lib/Unsure	121	42%	32%	75%	12%	8%	20%	5%	54%
TEA - Identify with the Tea Party movement...									
Very strongly	173	46%	16%	62%	13%	20%	33%	4%	29%
Somewhat aligned	256	51%	31%	81%	11%	6%	17%	2%	64%
Not very aligned	69	32%	38%	71%	18%	4%	22%	7%	48%
Not at all	77	46%	32%	78%	8%	8%	16%	6%	62%
Unsure / Refused	24	58%	22%	80%	8%	-	8%	12%	72%



# SUPPORT OF IMMIGRATION REFORM

Q7. If Congress were able to pass immigration reform that secured our borders, required undocumented immigrants to pay a fine, pay back taxes and pass a criminal background check before they could legally stay in the US, expand visas for high skill workers and seasonal workers, and modernize the visa system, would you say you support or oppose that reform?

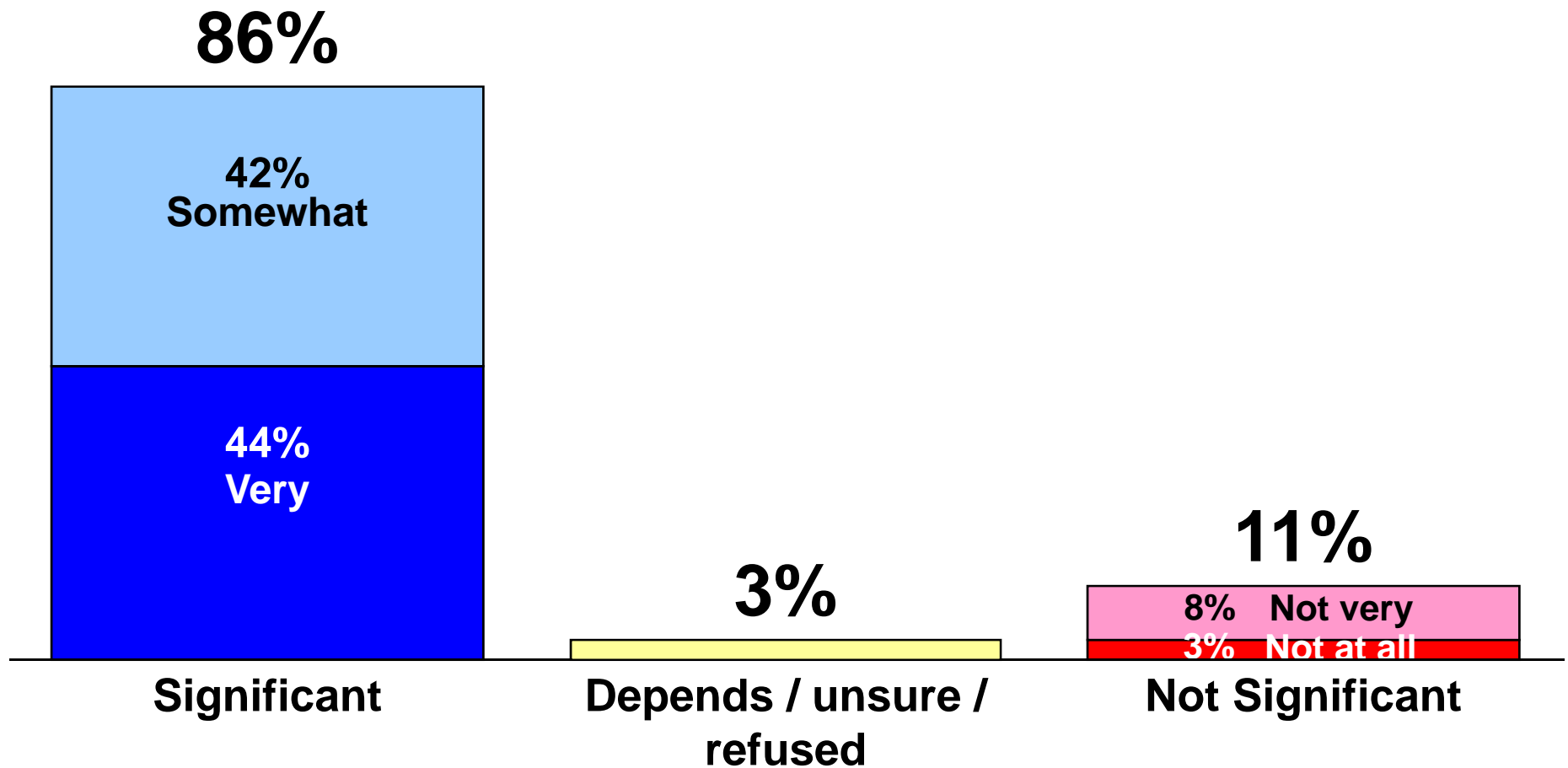


# SUPPORT OF IMMIGRATION REFORM

	Base	Support / Strongly	Support / Somewhat	TOTAL SUPPORT	Oppose / Somewhat	Oppose / Strongly	TOTAL OPPOSE	DEPENDS / UNSURE	SUPPORT - OPPOSE
Total	600	47%	32%	78%	4%	8%	12%	10%	66%
CD - Congressional District									
003	200	44%	33%	77%	5%	10%	15%	8%	63%
008	200	53%	26%	79%	4%	6%	10%	11%	69%
021	200	44%	35%	79%	3%	7%	11%	11%	68%
RQF - GOP Primary Vote									
Voted	431	45%	32%	76%	5%	9%	14%	10%	62%
Didn't vote	169	53%	32%	84%	3%	4%	7%	9%	78%
RRGOPVT - GOP Vote History									
1-2 R Voter	315	49%	32%	82%	5%	6%	11%	8%	71%
3-5 R Voter	285	44%	31%	75%	3%	10%	14%	12%	61%
RRIDEOL - Ideology									
Very Conservative	281	52%	28%	80%	2%	9%	12%	8%	68%
Somewhat Conservative	198	42%	37%	80%	5%	5%	9%	11%	70%
Mod/Lib/Unsure	121	42%	30%	73%	8%	9%	17%	10%	56%
TEA - Identify with the Tea Party movement...									
Very strongly	173	50%	25%	74%	3%	14%	18%	8%	57%
Somewhat aligned	256	46%	35%	81%	5%	6%	11%	8%	70%
Not very aligned	69	45%	36%	81%	6%	2%	8%	11%	72%
Not at all	77	41%	38%	79%	3%	7%	10%	12%	69%
Unsure / Refused	24	57%	15%	73%	-	-	-	27%	73%

# IMMIGRATION REFORM IN GEN. ELECTION

Q8. When you consider how you will vote in the General Election for Congress in November, which best describes how significant the candidates' positions on immigration reform will be in deciding how you will vote?



# IMMIGRATION REFORM IN GEN. ELECTION

	Base	Very significant	Somewhat significant	SIGNIFICANT	Not very significant	Not significant at all	NOT SIGNIFICANT	DEPENDS / UNSURE	SIGNIFICANT - NOT SIGNIFICANT
Total	600	44%	42%	86%	8%	3%	11%	3%	75%
CD - Congressional District									
003	200	37%	50%	87%	7%	3%	10%	3%	76%
008	200	50%	38%	88%	5%	4%	9%	3%	79%
021	200	46%	38%	84%	11%	3%	13%	2%	71%
RQF - GOP Primary Vote									
Voted	431	46%	41%	87%	7%	3%	10%	3%	77%
Didn't vote	169	39%	44%	84%	8%	5%	13%	3%	71%
RRGOPVT - GOP Vote History									
1-2 R Voter	315	42%	44%	86%	7%	4%	11%	3%	75%
3-5 R Voter	285	47%	40%	87%	8%	3%	11%	2%	76%
RRIDEOL - Ideology									
Very Conservative	281	55%	34%	89%	6%	3%	9%	2%	80%
Somewhat Conservative	198	34%	50%	85%	9%	4%	13%	3%	72%
Mod/Lib/Unsure	121	36%	47%	83%	9%	3%	12%	6%	71%
TEA - Identify with the Tea Party movement...									
Very strongly	173	56%	32%	89%	5%	4%	9%	2%	80%
Somewhat aligned	256	42%	48%	90%	7%	2%	9%	1%	81%
Not very aligned	69	37%	45%	82%	11%	6%	17%	1%	65%
Not at all	77	30%	47%	77%	13%	5%	18%	5%	59%
Unsure / Refused	24	49%	21%	70%	-	3%	3%	27%	66%

# CONCLUSIONS



1

A plurality of respondents indicated *ObamaCare* was the most important issue (30%) in the recent GOP primary. This was followed by *The Economy and Jobs* (21%), *Government Spending* (17%), and *Social Issues* (11%). *Immigration Reform* ranked fifth as a most important issue (5%). Among those who said the candidates positions on immigration reform were extremely significant in their decision, only 9% said immigration reform was the top issue they considered.



2

While only 5% chose immigration reform as the most important issue, over half of respondents (53%) said the candidates' positions on the issue were significant to them in this election. In comparison, however, nearly three-quarters of respondents (73%) said the candidates' positions *ObamaCare* were significant. The 20 point difference in the significance of these two issues is stark among those who say these issues are "extremely significant" --- 17% for immigration reform and 37% for *ObamaCare*.



3

Nearly three-quarters (74%) of respondents say it is important that Congress act on immigration reform this year and 78% support the reform detailed in Q7. Support for the reform in Q7 is highest among voters who are very conservative, and as alignment with the Tea Party increases, so does support.