

Refugees in Kentucky



A Snapshot of the Demographic and Economic Contributions of Refugees

Refugees have an enduring legacy on the American communities they have come to call home, and cities and towns across the United States have seen firsthand the significant positive economic impact that has come with resettling this population. Refugees have entrepreneurship and homeownership rates that far exceed that of other immigrants. Many aging and once declining communities—from Utica, New York to St. Louis, Missouri—have credited young, entrepreneurial refugees with reinvigorating their local economy and commercial main streets.

POPULATION

14,814

Number of likely refugees in Kentucky in 2015

Between 2016 - 2018 a total of

4,714

refugees were resettled in Kentucky

Top Five Countries of Origin of Refugees Resettled
Between 2016 - 2018

- 1. DRC39.2%
- 2. Somalia 15.2%
- 3. Burma 12.9%
- 4. Bhutan 9.1%
- 5. Syria 8.1%

Year Number of refugees resettled

2016 2847

2017 896

2018 971

TAXES AND SPENDING POWER IN 2015

\$311.0M

Refugee Household
Income

\$233.7M

Total Spending Power

State & Local Taxes Paid \$29.0M

Federal Taxes Paid \$48.4M

Total Taxes Paid \$77.4M



UNITED STATES IN 2015 ...

POPULATION

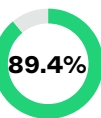
3.4M

Number of likely refugees

Share of refugees who have been in the U.S. for 16 to 25 years and became citizens

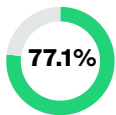


Share of refugees who have been in the U.S. for more than 25 years and became citizens

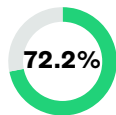


WORKFORCE

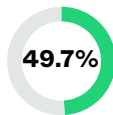
Immigrants and refugees are more likely to be of working age than their counterparts.



Refugees



Other Immigrants



US-Born

TAXES & SPENDING POWER

\$77.2B

Refugee Household Income

\$56.3B

Total Spending Power

State & Local Taxes Paid

\$6.4B

Federal Taxes Paid

\$14.5B

Total Taxes Paid

\$20.9B

Breakdown of Refugees in the Workforce by Industry

Manufacturing	20.3%
Health Care	14.2%
General Services	10.0%
Retail Trade	9.9%
Tourism	8.8%

ENTREPRENEURSHIP

Rates of Entrepreneurship, 2015

U.S.-Born 9.0%

Non-Refugee Immigrants 11.5%

Refugees 13.0%

181,463

Refugee entrepreneurs

\$4.6B

Business Income of Refugee Entrepreneurs