

Refugees in Tennessee



A Snapshot of the Demographic and Economic Contributions of Refugees

Refugees have an enduring legacy on the American communities they have come to call home, and cities and towns across the United States have seen firsthand the significant positive economic impact that has come with resettling this population. Refugees have entrepreneurship and homeownership rates that far exceed that of other immigrants. Many aging and once declining communities—from Utica, New York to St. Louis, Missouri—have credited young, entrepreneurial refugees with reinvigorating their local economy and commercial main streets.

POPULATION

26,634

Number of likely refugees in Tennessee in 2015

Between 2016 - 2018 a total of

3,173

refugees were resettled in Tennessee

Top Five Countries of Origin of Refugees Resettled Between 2016 - 2018

- 1. **DRC**33.0%
- 2. **Iraq**12.0%
- 3. **Syria**10.7%
- 4. **Somalia**.....9.8%
- 5. **Burma**.....8.1%

Year Number of refugees resettled

2016	2145
2017	609
2018	419

TAXES AND SPENDING POWER IN 2015

\$649.9M

Refugee Household Income

\$497.5M

Total Spending Power

State & Local Taxes Paid \$43.4M

Federal Taxes Paid \$108.9M

Total Taxes Paid \$152.3M



UNITED STATES IN 2015 ...

POPULATION

3.4M

Number of likely refugees

Share of refugees who have been in the U.S. for 16 to 25 years and became citizens



Share of refugees who have been in the U.S. for more than 25 years and became citizens



TAXES & SPENDING POWER

\$77.2B

Refugee Household Income

\$56.3B

Total Spending Power

State & Local Taxes Paid

\$6.4B

Federal Taxes Paid

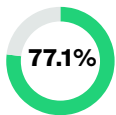
\$14.5B

Total Taxes Paid

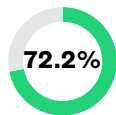
\$20.9B

WORKFORCE

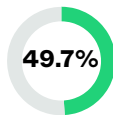
Immigrants and refugees are more likely to be of working age than their counterparts.



Refugees



Other Immigrants



US-Born

Breakdown of Refugees in the Workforce by Industry

Manufacturing 20.3%

Health Care 14.2%

General Services 10.0%

Retail Trade 9.9%

Tourism 8.8%

ENTREPRENEURSHIP

Rates of Entrepreneurship, 2015

U.S.-Born 9.0%

Non-Refugee Immigrants 11.5%

Refugees 13.0%

181,463

Refugee entrepreneurs

\$4.6B

Business Income of Refugee Entrepreneurs